

Full Report Set

TriStar II 3020 V1.03 (V1.03)

Unit 1 Port 1

Serial #: 731

Page 1

Sample: CeriaHighSurface
Operator: Karl Magnus
Submitter:
File: C:\...\AKARLM-1\CERIAH.SMP

Started: 04.10.2013 12:00:18	Analysis Adsorptive: N2
Completed: 04.10.2013 15:14:07	Analysis Bath Temp.: -195.850 °C
Report Time: 04.10.2013 20:39:57	Sample Mass: 0.1207 g
Warm Free Space: 11.5271 cm ³ Measured	Cold Free Space: 33.3766 cm ³ Measured
Equilibration Interval: 5 s	Low Pressure Dose: None
Sample Density: 1.000 g/cm ³	Automatic Degas: No

Summary Report

Surface Area

Single point surface area at P/Po = 0.199064781: 103.2969 m²/g

Pore Volume

Single point adsorption total pore volume of pores
less than 769.712 Å diameter at P/Po = 0.973412360: 0.157569 cm³/g

Pore Size

Adsorption average pore width (4V/A by BET): 59.0129 Å

Full Report Set

TriStar II 3020 V1.03 (V1.03)

Unit 1 Port 1

Serial #: 731

Page 2

Sample: CeriaHighSurface
 Operator: Karl Magnus
 Submitter:
 File: C:\...\AKARLM-1\CERIAH.SMP

Started: 04.10.2013 12:00:18	Analysis Adsorptive: N2
Completed: 04.10.2013 15:14:07	Analysis Bath Temp.: -195.850 °C
Report Time: 04.10.2013 20:39:57	Sample Mass: 0.1207 g
Warm Free Space: 11.5271 cm ³ Measured	Cold Free Space: 33.3766 cm ³ Measured
Equilibration Interval: 5 s	Low Pressure Dose: None
Sample Density: 1.000 g/cm ³	Automatic Degas: No

Isotherm Tabular Report

Relative Pressure (P/Po)	Absolute Pressure (mmHg)	Quantity Adsorbed (cm ³ /g STP)	Elapsed Time (h:min)	Saturation Pressure (mmHg)
			00:47	756.067444
0.010144069	7.670474	19.2946	00:53	756.153564
0.029317304	22.167940	21.3469	00:55	756.138428
0.064129305	48.491062	23.3166	00:57	756.145142
0.079091925	59.804806	24.0268	00:58	756.143005
0.099559041	75.279396	24.9672	01:00	756.128174
0.119496573	90.339409	25.8725	01:02	756.000000
0.139331532	105.333328	26.7889	01:03	755.990601
0.159279821	120.407310	27.7116	01:05	755.948303
0.179140615	135.424728	28.6601	01:07	755.968872
0.199064781	150.486389	29.6266	01:08	755.966919
0.246258662	186.180176	32.0378	01:10	756.035034
0.297657290	225.035324	34.7629	01:12	756.021545
0.347932777	263.085449	37.5916	01:15	756.138733
0.397230852	300.379089	40.7499	01:18	756.182678
0.447398400	338.271393	44.3678	01:21	756.085388
0.495937060	374.970764	48.6916	01:24	756.085388
0.545522060	412.401825	54.2658	01:28	755.976440
0.600700654	454.061279	63.6875	01:34	755.886108
0.644657546	487.272614	73.7988	01:40	755.862732
0.699926687	528.926147	89.1351	01:49	755.687927
0.759432071	573.808777	98.1178	01:54	755.576172
0.812306601	613.704529	99.9053	01:55	755.508484
0.837579253	632.783508	100.2647	01:57	755.490906
0.867489472	655.445374	100.5467	01:58	755.565796
0.892711861	674.567932	100.7982	01:59	755.639038
0.899585393	679.749268	100.8646	02:01	755.625061
0.923457339	697.833557	101.1236	02:02	755.674927
0.948334619	716.692139	101.4407	02:03	755.737610
0.973412360	735.478333	101.8678	02:05	755.567078
0.979611747	740.146301	102.0145	02:06	755.550659
0.989111735	747.322876	102.3208	02:07	755.549500
0.994925285	751.649475	102.6806	02:09	755.483337
0.972917227	735.125366	102.1158	02:10	755.588806
0.934102281	705.754639	101.4855	02:11	755.543213
0.907517763	685.670105	101.1556	02:13	755.544556
0.882256548	666.583862	100.8878	02:14	755.544250
0.875382924	661.350891	100.8101	02:15	755.498962
0.851033646	643.029419	100.5943	02:16	755.586365
0.826482697	624.458374	100.3632	02:18	755.561340
0.801135326	605.326782	100.1455	02:19	755.586182
0.752614865	568.576965	99.7186	02:20	755.468689
0.702914763	531.055664	99.0067	02:22	755.505066
0.654929423	494.821045	97.1407	02:24	755.533386
0.600900795	453.885376	83.5140	02:33	755.341614
0.547167139	413.186432	61.6647	02:45	755.137512
0.500379449	377.927124	52.1440	02:51	755.281067
0.445789072	336.626038	45.0947	02:56	755.124023
0.386781211	292.046844	39.7067	03:00	755.069885
0.354040695	267.338043	37.6049	03:02	755.105408
0.304471766	229.913239	34.6811	03:05	755.121704
0.252460895	190.631012	31.8352	03:07	755.091248

Full Report Set

TriStar II 3020 V1.03 (V1.03)

Unit 1 Port 1

Serial #: 731

Page 3

Sample: CeriaHighSurface
Operator: Karl Magnus
Submitter:
File: C:\...\AKARLM-1\CERIAH.SMP

Started: 04.10.2013 12:00:18
Completed: 04.10.2013 15:14:07
Report Time: 04.10.2013 20:39:57
Warm Free Space: 11.5271 cm³ Measured
Equilibration Interval: 5 s
Sample Density: 1.000 g/cm³

Analysis Adsorptive: N2
Analysis Bath Temp.: -195.850 °C
Sample Mass: 0.1207 g
Cold Free Space: 33.3766 cm³ Measured
Low Pressure Dose: None
Automatic Degas: No

Isotherm Tabular Report

Relative Pressure (P/Po)	Absolute Pressure (mmHg)	Quantity Adsorbed (cm ³ /g STP)	Elapsed Time (h:min)	Saturation Pressure (mmHg)
0.202499662	152.889099	29.2376	03:09	755.009155
0.143380389	108.245972	26.3728	03:12	754.956604

Full Report Set

TriStar II 3020 V1.03 (V1.03)

Unit 1 Port 1

Serial #: 731

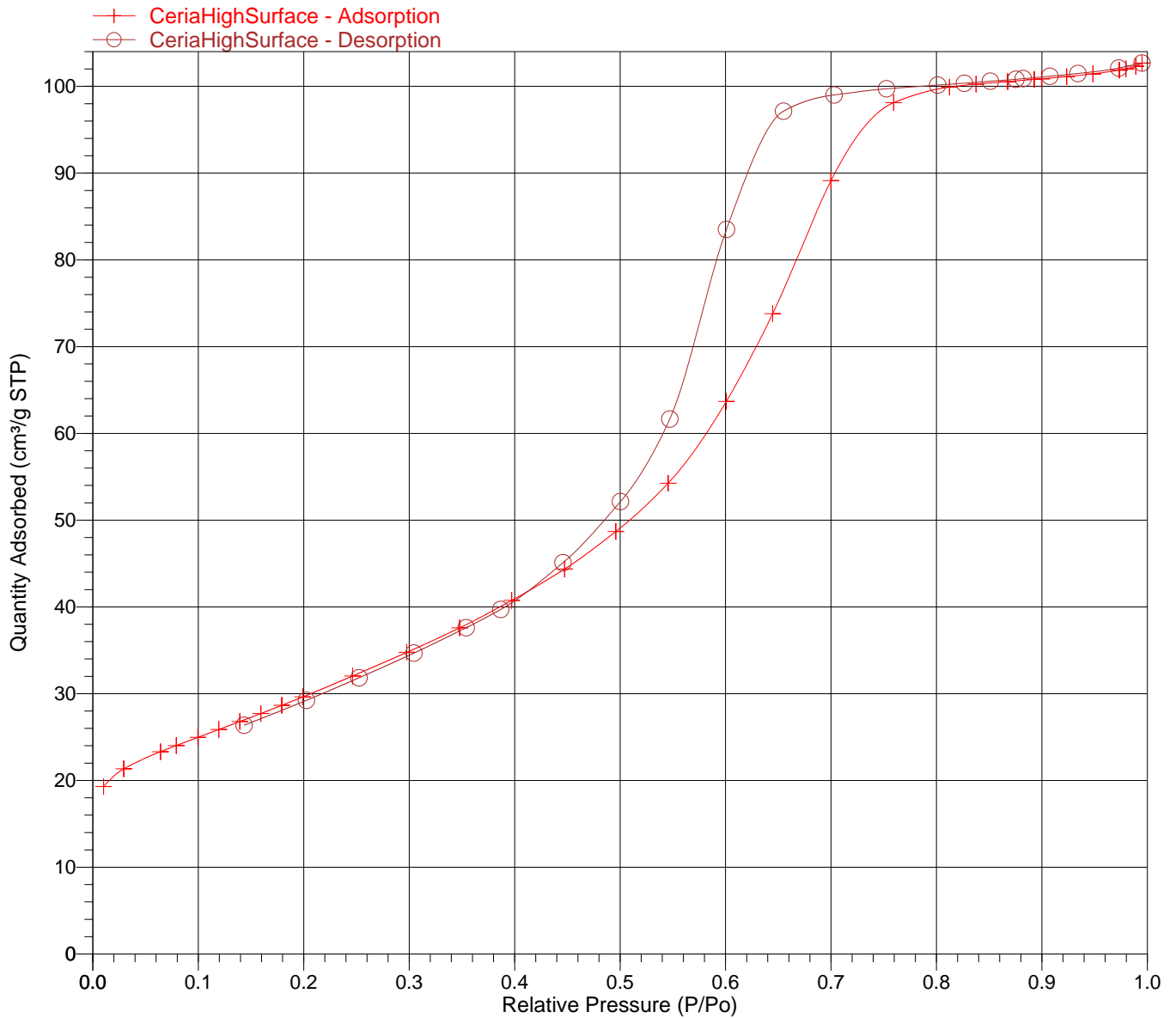
Page 4

Sample: CeriaHighSurface
Operator: Karl Magnus
Submitter:
File: C:\...\AKARLM-1\CERIAH.SMP

Started: 04.10.2013 12:00:18
Completed: 04.10.2013 15:14:07
Report Time: 04.10.2013 20:39:57
Warm Free Space: 11.5271 cm³ Measured
Equilibration Interval: 5 s
Sample Density: 1.000 g/cm³

Analysis Adsorptive: N2
Analysis Bath Temp.: -195.850 °C
Sample Mass: 0.1207 g
Cold Free Space: 33.3766 cm³ Measured
Low Pressure Dose: None
Automatic Degas: No

Isotherm Linear Plot



Full Report Set

TriStar II 3020 V1.03 (V1.03)

Unit 1 Port 1

Serial #: 731

Page 5

Sample: CeriaHighSurface
Operator: Karl Magnus
Submitter:
File: C:\...\AKARLM~1\CERIAH.SMP

Started: 04.10.2013 12:00:18
Completed: 04.10.2013 15:14:07
Report Time: 04.10.2013 20:39:57
Warm Free Space: 11.5271 cm³ Measured
Equilibration Interval: 5 s
Sample Density: 1.000 g/cm³

Analysis Adsorptive: N2
Analysis Bath Temp.: -195.850 °C
Sample Mass: 0.1207 g
Cold Free Space: 33.3766 cm³ Measured
Low Pressure Dose: None
Automatic Degas: No

BET Surface Area Report

BET Surface Area: 106.8032 ± 0.6335 m²/g
Slope: 0.040369 ± 0.000240 g/cm³ STP
Y-Intercept: 0.000391 ± 0.000033 g/cm³ STP
C: 104.369730
Qm: 24.5344 cm³/g STP
Correlation Coefficient: 0.9998944
Molecular Cross-Sectional Area: 0.1620 nm²

Relative Pressure (P/Po)	Quantity Adsorbed (cm ³ /g STP)	1/[Q(Po/P - 1)]
0.064129305	23.3166	0.002939
0.079091925	24.0268	0.003575
0.099559041	24.9672	0.004428
0.119496573	25.8725	0.005245
0.139331532	26.7889	0.006043
0.159279821	27.7116	0.006837
0.179140615	28.6601	0.007615
0.199064781	29.6266	0.008389

Full Report Set

TriStar II 3020 V1.03 (V1.03)

Unit 1 Port 1

Serial #: 731

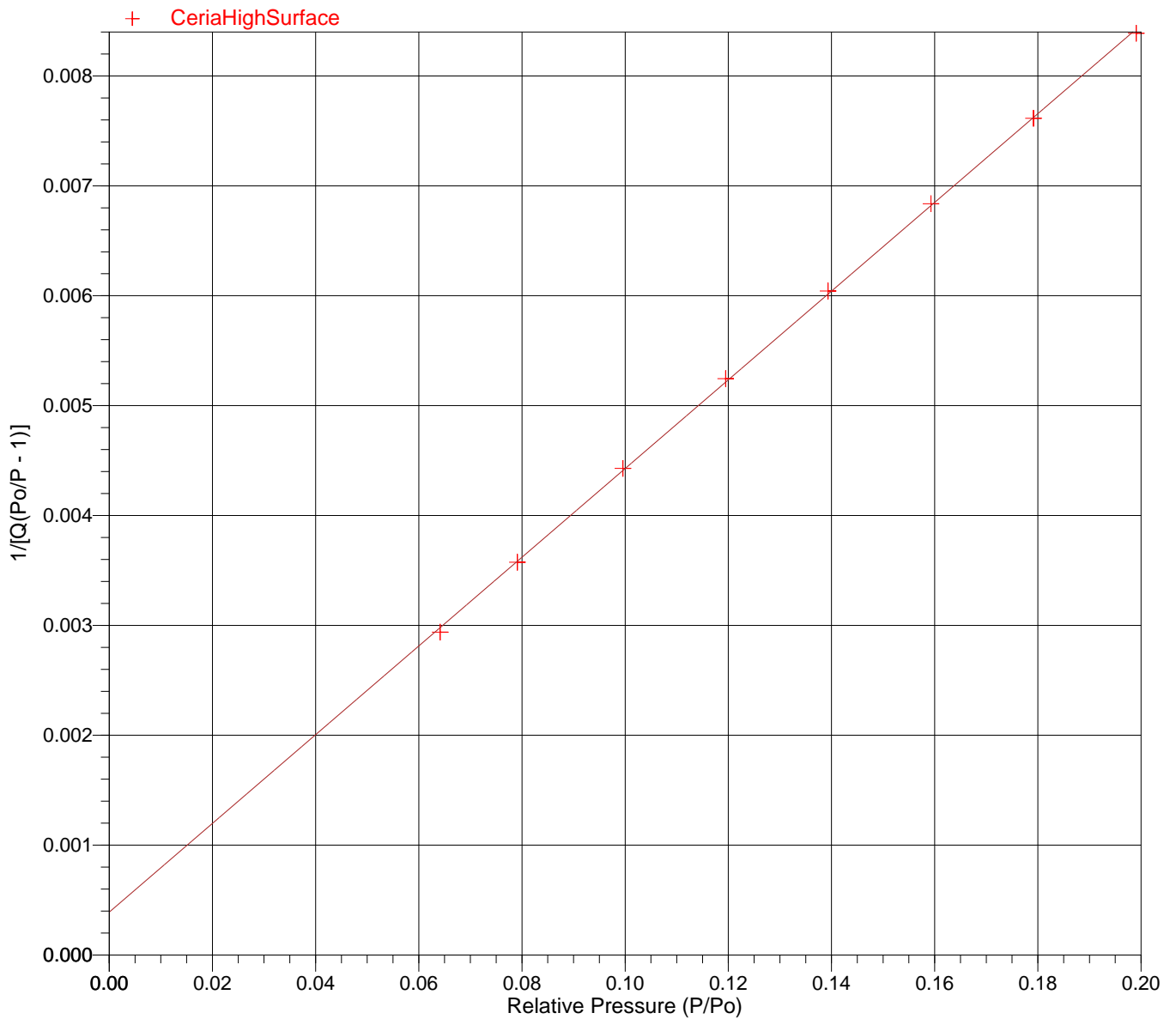
Page 6

Sample: CeriaHighSurface
Operator: Karl Magnus
Submitter:
File: C:\...\AKARLM-1\CERIAH.SMP

Started: 04.10.2013 12:00:18
Completed: 04.10.2013 15:14:07
Report Time: 04.10.2013 20:39:57
Warm Free Space: 11.5271 cm³ Measured
Equilibration Interval: 5 s
Sample Density: 1.000 g/cm³

Analysis Adsorptive: N2
Analysis Bath Temp.: -195.850 °C
Sample Mass: 0.1207 g
Cold Free Space: 33.3766 cm³ Measured
Low Pressure Dose: None
Automatic Degas: No

BET Surface Area Plot



Full Report Set

TriStar II 3020 V1.03 (V1.03)

Unit 1 Port 1

Serial #: 731

Page 7

Sample: CeriaHighSurface
Operator: Karl Magnus
Submitter:
File: C:\...\AKARLM-1\CERIAH.SMP

Started: 04.10.2013 12:00:18
Completed: 04.10.2013 15:14:07
Report Time: 04.10.2013 20:39:57
Warm Free Space: 11.5271 cm³ Measured
Equilibration Interval: 5 s
Sample Density: 1.000 g/cm³

Analysis Adsorptive: N2
Analysis Bath Temp.: -195.850 °C
Sample Mass: 0.1207 g
Cold Free Space: 33.3766 cm³ Measured
Low Pressure Dose: None
Automatic Degas: No

Langmuir Surface Area Report

Langmuir Surface Area: 147.9155 ± 4.1962 m²/g
Slope: 0.029430 ± 0.000835 g/cm³ STP
Y-Intercept: 0.754724 ± 0.086734 mmHg·g/cm³ STP
b: 0.038995 1/mmHg
Qm: 33.9786 cm³/g STP
Correlation Coefficient: 0.997594
Molecular Cross-Sectional Area: 0.1620 nm²

Pressure (mmHg)	Quantity Adsorbed (cm ³ /g STP)	P/Q (mmHg·g/cm ³ STP)
48.491062	23.3166	2.080
59.804806	24.0268	2.489
75.279396	24.9672	3.015
90.339409	25.8725	3.492
105.333328	26.7889	3.932
120.407310	27.7116	4.345
135.424728	28.6601	4.725
150.486389	29.6266	5.079

Full Report Set

TriStar II 3020 V1.03 (V1.03)

Unit 1 Port 1

Serial #: 731

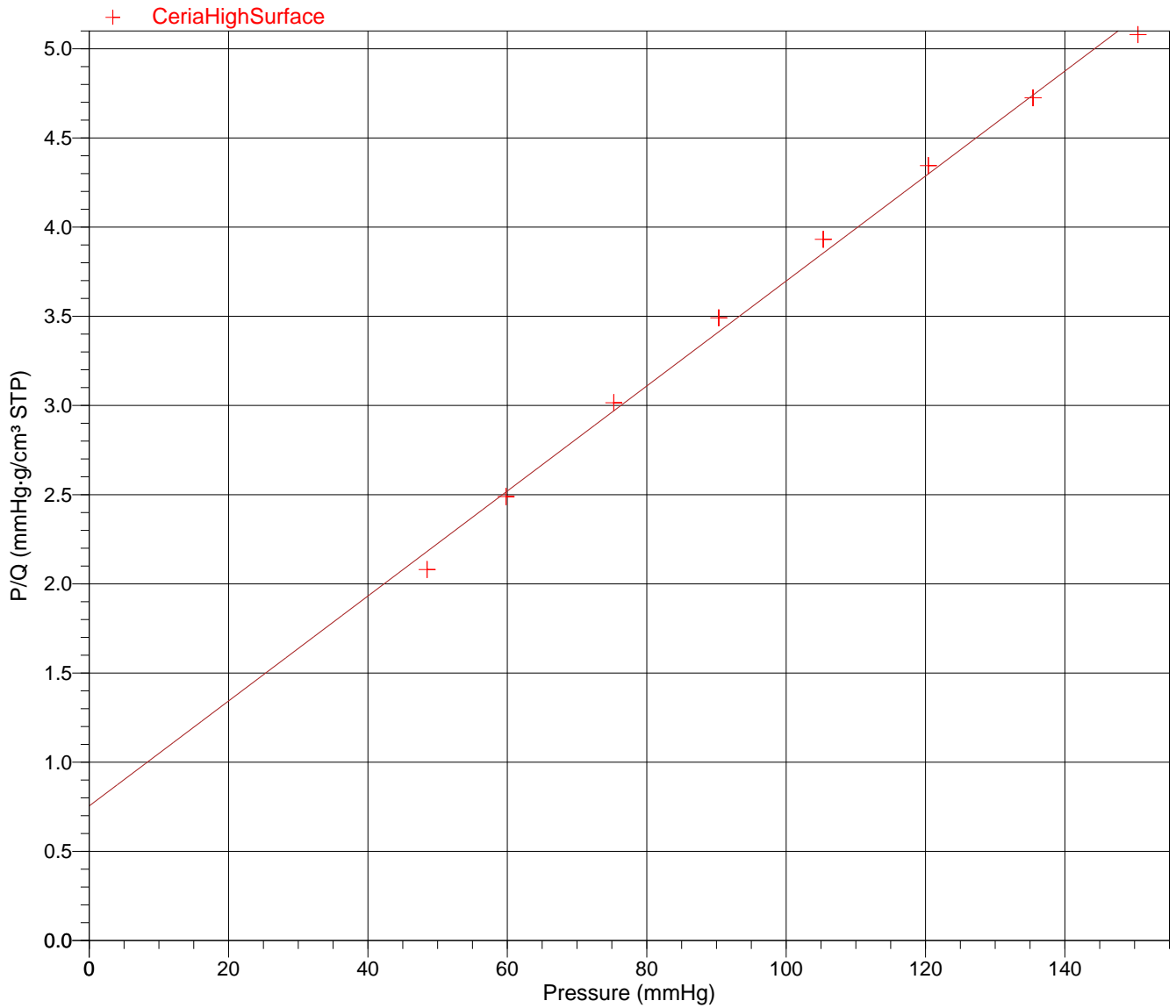
Page 8

Sample: CeriaHighSurface
Operator: Karl Magnus
Submitter:
File: C:\...\AKARLM-1\CERIAH.SMP

Started: 04.10.2013 12:00:18
Completed: 04.10.2013 15:14:07
Report Time: 04.10.2013 20:39:57
Warm Free Space: 11.5271 cm³ Measured
Equilibration Interval: 5 s
Sample Density: 1.000 g/cm³

Analysis Adsorptive: N2
Analysis Bath Temp.: -195.850 °C
Sample Mass: 0.1207 g
Cold Free Space: 33.3766 cm³ Measured
Low Pressure Dose: None
Automatic Degas: No

Langmuir Surface Area Plot



Full Report Set

TriStar II 3020 V1.03 (V1.03)

Unit 1 Port 1

Serial #: 731

Page 9

Sample: CeriaHighSurface
 Operator: Karl Magnus
 Submitter:
 File: C:\...\AKARLM-1\CERIAH.SMP

Started: 04.10.2013 12:00:18	Analysis Adsorptive: N2
Completed: 04.10.2013 15:14:07	Analysis Bath Temp.: -195.850 °C
Report Time: 04.10.2013 20:39:57	Sample Mass: 0.1207 g
Warm Free Space: 11.5271 cm ³ Measured	Cold Free Space: 33.3766 cm ³ Measured
Equilibration Interval: 5 s	Low Pressure Dose: None
Sample Density: 1.000 g/cm ³	Automatic Degas: No

t-Plot Report

Micropore Volume: -0.002713 cm³/g
 Micropore Area: *
 External Surface Area: 111.9662 m²/g
 Slope: 7.238573 ± 0.186883 cm³/g·Å STP
 Y-Intercept: -1.753625 ± 0.779737 cm³/g STP
 Correlation Coefficient: 0.997675
 Surface Area Correction Factor: 1.000
 Density Conversion Factor: 0.0015468
 Total Surface Area (BET): 106.8032 m²/g
 Thickness Range: 3.5000 Å to 5.0000 Å
 Thickness Equation: Harkins and Jura

$$t = [13.99 / (0.034 - \log(P/P_o))] ^{0.5}$$

Relative Pressure (P/P _o)	Statistical Thickness (Å)	Quantity Adsorbed (cm ³ /g STP)	Fitted
0.010144069	2.6266	19.2946	
0.029317304	2.9881	21.3469	
0.064129305	3.3767	23.3166	
0.079091925	3.5095	24.0268	*
0.099559041	3.6749	24.9672	*
0.119496573	3.8241	25.8725	*
0.139331532	3.9648	26.7889	*
0.159279821	4.1010	27.7116	*
0.179140615	4.2329	28.6601	*
0.199064781	4.3628	29.6266	*
0.246258662	4.6659	32.0378	*
0.297657290	4.9969	34.7629	*
0.347932777	5.3297	37.5916	
0.397230852	5.6713	40.7499	
0.447398400	6.0414	44.3678	
0.495937060	6.4281	48.6916	
0.545522060	6.8611	54.2658	
0.600700654	7.4020	63.6875	
0.644657546	7.8911	73.7988	

* The micropore area is not reported because either the micropore volume is negative or the calculated external surface area is larger than the total surface area.

Full Report Set

TriStar II 3020 V1.03 (V1.03)

Unit 1 Port 1

Serial #: 731

Page 10

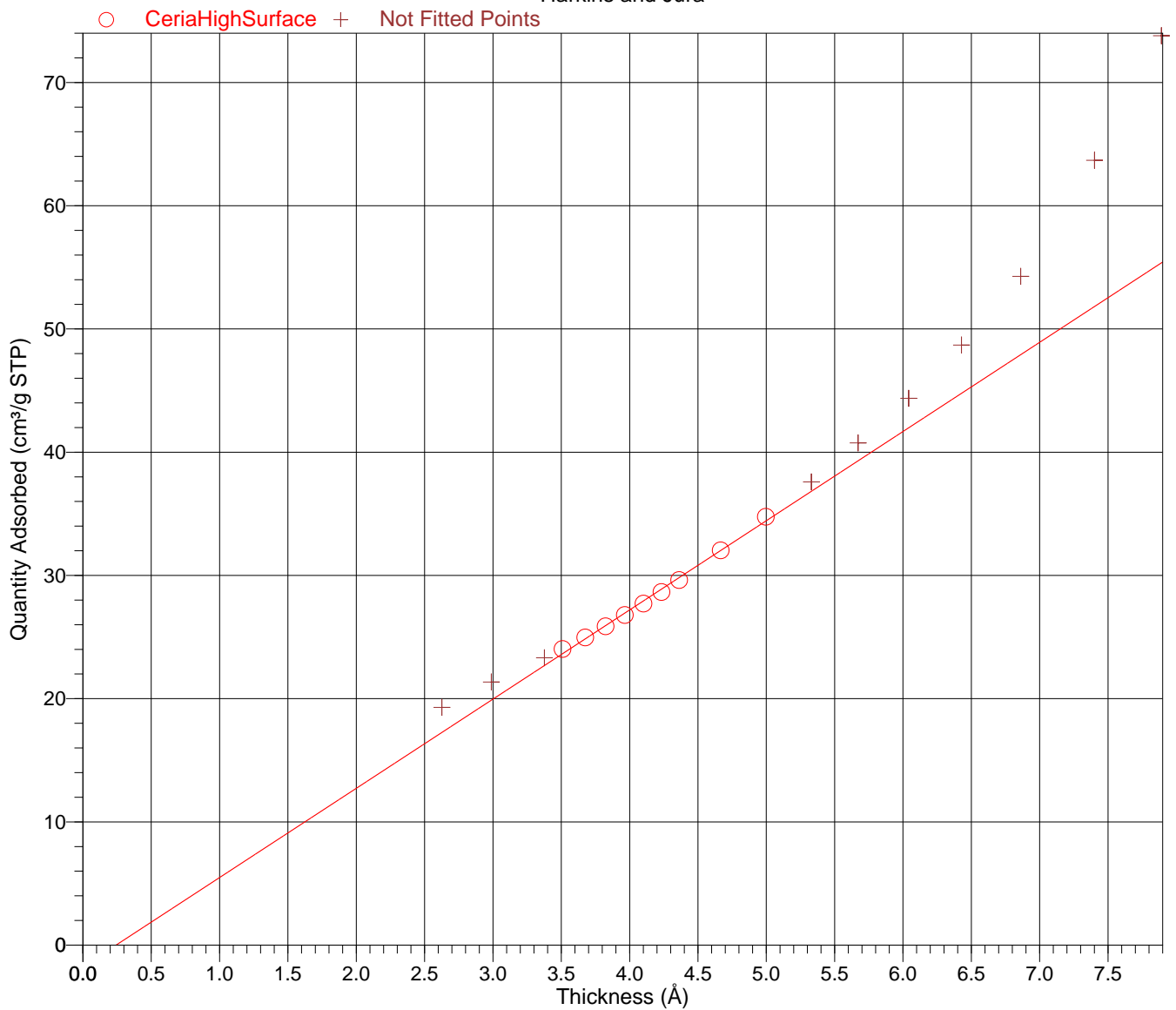
Sample: CeriaHighSurface
Operator: Karl Magnus
Submitter:
File: C:\...\AKARLM-1\CERIAH.SMP

Started: 04.10.2013 12:00:18
Completed: 04.10.2013 15:14:07
Report Time: 04.10.2013 20:39:57
Warm Free Space: 11.5271 cm³ Measured
Equilibration Interval: 5 s
Sample Density: 1.000 g/cm³

Analysis Adsorptive: N2
Analysis Bath Temp.: -195.850 °C
Sample Mass: 0.1207 g
Cold Free Space: 33.3766 cm³ Measured
Low Pressure Dose: None
Automatic Degas: No

t-Plot

Harkins and Jura



Full Report Set

TriStar II 3020 V1.03 (V1.03)

Unit 1 Port 1

Serial #: 731

Page 11

Sample: CeriaHighSurface
 Operator: Karl Magnus
 Submitter:
 File: C:\...\AKARLM-1\CERIAH.SMP

Started: 04.10.2013 12:00:18	Analysis Adsorptive: N2
Completed: 04.10.2013 15:14:07	Analysis Bath Temp.: -195.850 °C
Report Time: 04.10.2013 20:39:57	Sample Mass: 0.1207 g
Warm Free Space: 11.5271 cm ³ Measured	Cold Free Space: 33.3766 cm ³ Measured
Equilibration Interval: 5 s	Low Pressure Dose: None
Sample Density: 1.000 g/cm ³	Automatic Degas: No

BJH Adsorption Pore Distribution Report

Faas Correction
 Broekhoff-De Boer
 $\log(P/P_0) = -16.11 / t^2 + 0.1682 \exp\{-0.1137 t\}$
 Diameter Range: 17.000 Å to 3000.000 Å
 Adsorbate Property Factor: 9.53000 Å
 Density Conversion Factor: 0.0015468
 Fraction of Pores Open at Both Ends: 0.00

Pore Diameter Range (Å)	Average Diameter (Å)	Incremental Pore Volume (cm ³ /g)	Cumulative Pore Volume (cm ³ /g)	Incremental Pore Area (m ² /g)	Cumulative Pore Area (m ² /g)
3914.1 - 1851.7	2220.2	0.000616	0.000616	0.011	0.011
1851.7 - 998.6	1188.0	0.000516	0.001132	0.017	0.028
998.6 - 767.1	852.7	0.000241	0.001373	0.011	0.040
767.1 - 396.7	472.5	0.000728	0.002102	0.062	0.101
396.7 - 269.3	308.4	0.000558	0.002659	0.072	0.174
269.3 - 206.1	229.0	0.000469	0.003128	0.082	0.256
206.1 - 193.0	199.1	0.000121	0.003249	0.024	0.280
193.0 - 156.6	170.8	0.000473	0.003722	0.111	0.391
156.6 - 127.9	139.2	0.000544	0.004266	0.156	0.547
127.9 - 110.6	117.9	0.000737	0.005003	0.250	0.797
110.6 - 85.8	94.9	0.003936	0.008939	1.659	2.457
85.8 - 68.0	74.7	0.021160	0.030099	11.329	13.786
68.0 - 56.6	61.2	0.037258	0.067358	24.360	38.146
56.6 - 49.6	52.6	0.024063	0.091421	18.291	56.437
49.6 - 42.7	45.6	0.021430	0.112851	18.814	75.252
42.7 - 37.5	39.7	0.011154	0.124006	11.228	86.479
37.5 - 33.3	35.2	0.007747	0.131753	8.814	95.293
33.3 - 29.6	31.2	0.005559	0.137311	7.127	102.421
29.6 - 26.3	27.7	0.004304	0.141615	6.208	108.628
26.3 - 23.4	24.6	0.003124	0.144740	5.072	113.700
23.4 - 20.6	21.8	0.002540	0.147279	4.664	118.365
20.6 - 18.2	19.2	0.001770	0.149049	3.680	122.045
18.2 - 17.2	17.7	0.000431	0.149480	0.975	123.020

Full Report Set

TriStar II 3020 V1.03 (V1.03)

Unit 1 Port 1

Serial #: 731

Page 12

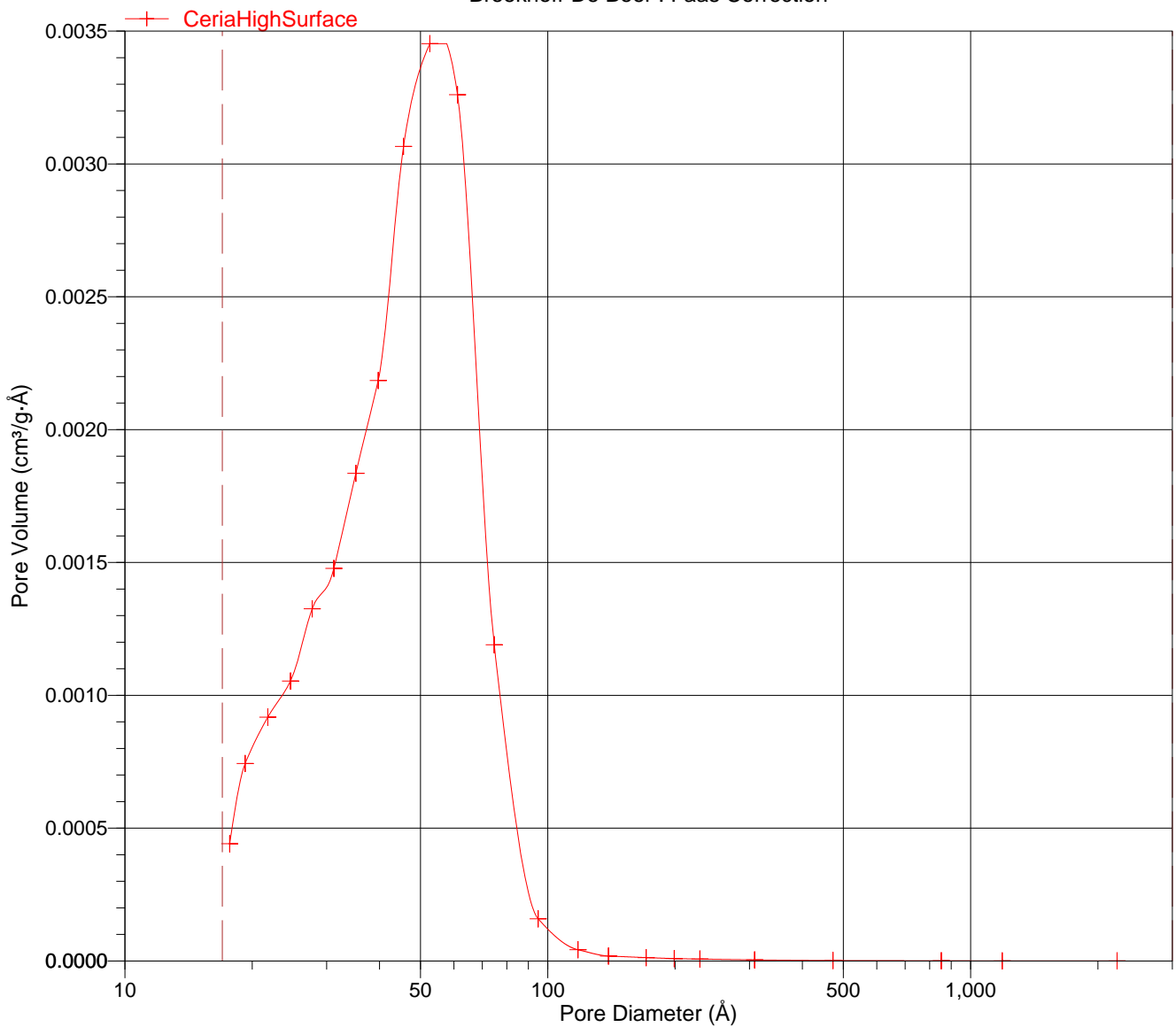
Sample: CeriaHighSurface
Operator: Karl Magnus
Submitter:
File: C:\...\AKARLM-1\CERIAH.SMP

Started: 04.10.2013 12:00:18
Completed: 04.10.2013 15:14:07
Report Time: 04.10.2013 20:39:57
Warm Free Space: 11.5271 cm³ Measured
Equilibration Interval: 5 s
Sample Density: 1.000 g/cm³

Analysis Adsorptive: N₂
Analysis Bath Temp.: -195.850 °C
Sample Mass: 0.1207 g
Cold Free Space: 33.3766 cm³ Measured
Low Pressure Dose: None
Automatic Degas: No

BJH Adsorption dV/dD Pore Volume

Broekhoff-De Boer : Faas Correction



Full Report Set

TriStar II 3020 V1.03 (V1.03)

Unit 1 Port 1

Serial #: 731

Page 13

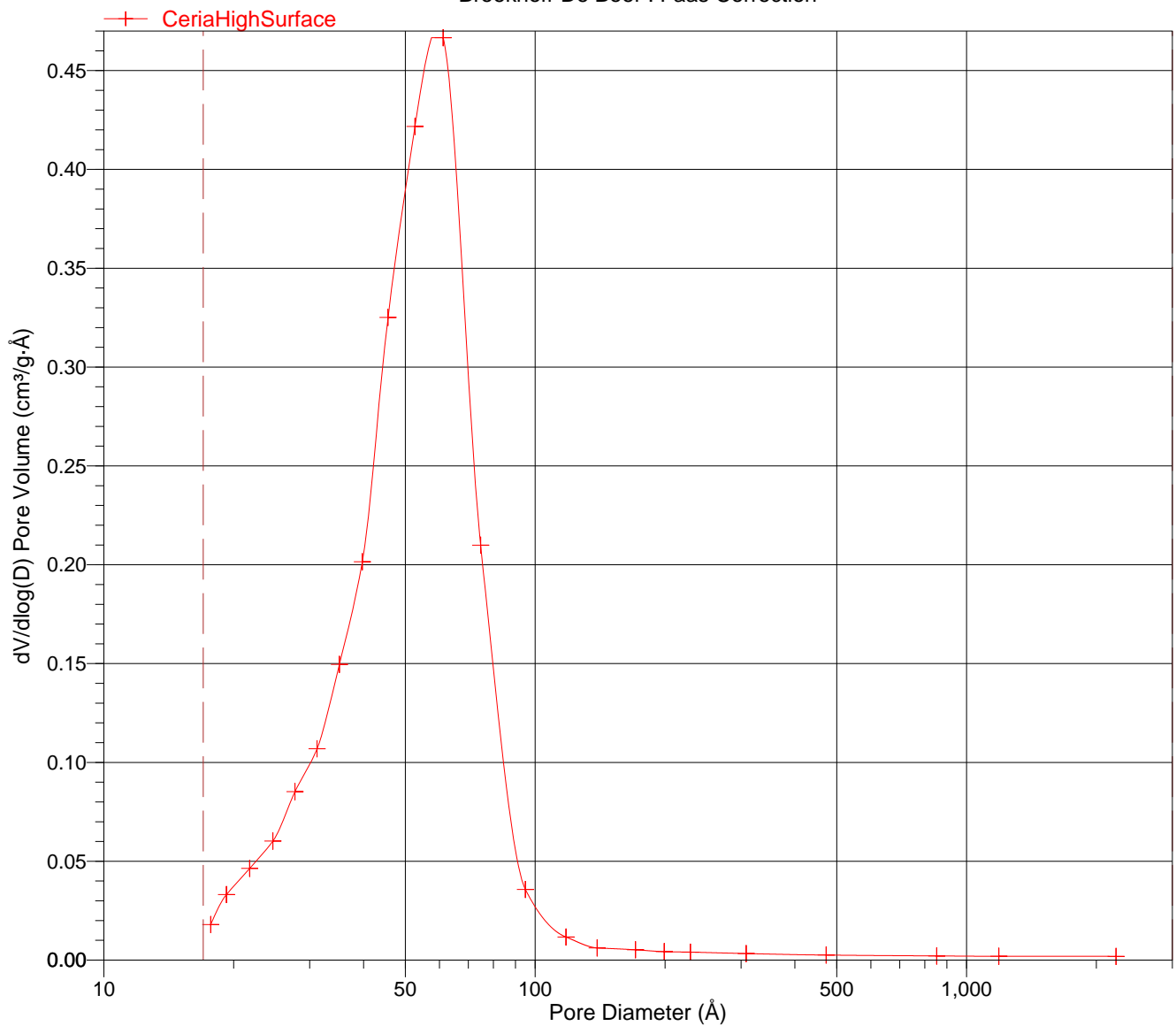
Sample: CeriaHighSurface
Operator: Karl Magnus
Submitter:
File: C:\...\AKARLM-1\CERIAH.SMP

Started: 04.10.2013 12:00:18
Completed: 04.10.2013 15:14:07
Report Time: 04.10.2013 20:39:57
Warm Free Space: 11.5271 cm³ Measured
Equilibration Interval: 5 s
Sample Density: 1.000 g/cm³

Analysis Adsorptive: N₂
Analysis Bath Temp.: -195.850 °C
Sample Mass: 0.1207 g
Cold Free Space: 33.3766 cm³ Measured
Low Pressure Dose: None
Automatic Degas: No

BJH Adsorption dV/dlog(D) Pore Volume

Broekhoff-De Boer : Faas Correction



Full Report Set

TriStar II 3020 V1.03 (V1.03)

Unit 1 Port 1

Serial #: 731

Page 14

Sample: CeriaHighSurface
 Operator: Karl Magnus
 Submitter:
 File: C:\...\AKARLM-1\CERIAH.SMP

Started: 04.10.2013 12:00:18	Analysis Adsorptive: N2
Completed: 04.10.2013 15:14:07	Analysis Bath Temp.: -195.850 °C
Report Time: 04.10.2013 20:39:57	Sample Mass: 0.1207 g
Warm Free Space: 11.5271 cm ³ Measured	Cold Free Space: 33.3766 cm ³ Measured
Equilibration Interval: 5 s	Low Pressure Dose: None
Sample Density: 1.000 g/cm ³	Automatic Degas: No

BJH Desorption Pore Distribution Report

Faas Correction
 Broekhoff-De Boer
 $\log(P/P_0) = -16.11 / t^2 + 0.1682 \exp\{-0.1137 t\}$
 Diameter Range: 17.000 Å to 3000.000 Å
 Adsorbate Property Factor: 9.53000 Å
 Density Conversion Factor: 0.0015468
 Fraction of Pores Open at Both Ends: 0.00

Pore Diameter Range (Å)	Average Diameter (Å)	Incremental Pore Volume (cm ³ /g)	Cumulative Pore Volume (cm ³ /g)	Incremental Pore Area (m ² /g)	Cumulative Pore Area (m ² /g)
3914.2 - 753.2	861.0	0.001007	0.001007	0.047	0.047
753.2 - 312.1	373.5	0.001099	0.002106	0.118	0.164
312.1 - 223.5	252.8	0.000589	0.002694	0.093	0.258
223.5 - 176.1	193.9	0.000491	0.003185	0.101	0.359
176.1 - 166.5	171.0	0.000146	0.003331	0.034	0.393
166.5 - 139.5	150.4	0.000404	0.003735	0.107	0.500
139.5 - 119.7	128.0	0.000449	0.004184	0.140	0.641
119.7 - 104.3	110.9	0.000428	0.004612	0.154	0.795
104.3 - 83.4	91.3	0.000872	0.005483	0.382	1.177
83.4 - 68.8	74.6	0.001580	0.007064	0.848	2.024
68.8 - 58.5	62.7	0.004501	0.011565	2.870	4.895
58.5 - 49.7	53.3	0.035159	0.046724	26.383	31.278
49.7 - 42.9	45.7	0.057246	0.103971	50.088	81.365
42.9 - 38.0	40.1	0.022380	0.126351	22.325	103.691
38.0 - 33.2	35.2	0.014200	0.140550	16.114	119.805
33.2 - 28.9	30.7	0.008645	0.149195	11.263	131.067
28.9 - 26.7	27.7	0.001998	0.151193	2.886	133.953
26.7 - 23.8	25.0	0.002260	0.153453	3.608	137.561
23.8 - 20.9	22.1	0.001589	0.155042	2.870	140.431
20.9 - 18.4	19.5	0.000833	0.155874	1.709	142.140

Full Report Set

TriStar II 3020 V1.03 (V1.03)

Unit 1 Port 1

Serial #: 731

Page 15

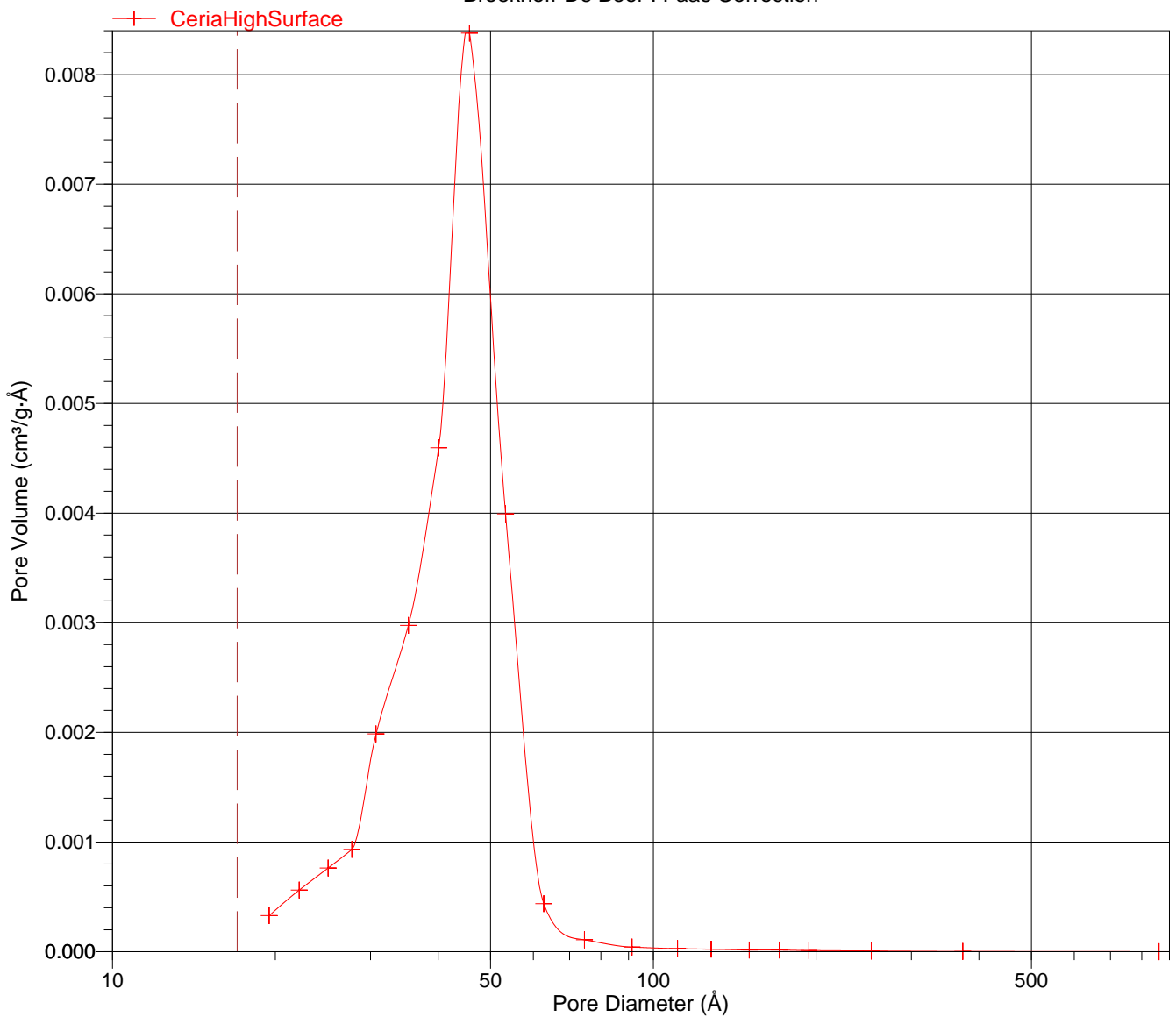
Sample: CeriaHighSurface
Operator: Karl Magnus
Submitter:
File: C:\...\AKARLM-1\CERIAH.SMP

Started: 04.10.2013 12:00:18
Completed: 04.10.2013 15:14:07
Report Time: 04.10.2013 20:39:57
Warm Free Space: 11.5271 cm³ Measured
Equilibration Interval: 5 s
Sample Density: 1.000 g/cm³

Analysis Adsorptive: N2
Analysis Bath Temp.: -195.850 °C
Sample Mass: 0.1207 g
Cold Free Space: 33.3766 cm³ Measured
Low Pressure Dose: None
Automatic Degas: No

BJH Desorption dV/dD Pore Volume

Broekhoff-De Boer : Faas Correction



Full Report Set

TriStar II 3020 V1.03 (V1.03)

Unit 1 Port 1

Serial #: 731

Page 16

Sample: CeriaHighSurface
Operator: Karl Magnus
Submitter:
File: C:\...\AKARLM-1\CERIAH.SMP

Started: 04.10.2013 12:00:18	Analysis Adsorptive: N2
Completed: 04.10.2013 15:14:07	Analysis Bath Temp.: -195.850 °C
Report Time: 04.10.2013 20:39:57	Sample Mass: 0.1207 g
Warm Free Space: 11.5271 cm ³ Measured	Cold Free Space: 33.3766 cm ³ Measured
Equilibration Interval: 5 s	Low Pressure Dose: None
Sample Density: 1.000 g/cm ³	Automatic Degas: No

Options Report

Sample Tube

Warm free space: 3.7700 cm³
Cold free space: 3.7700 cm³
Non-ideality factor: 0.0000620
Use Isothermal Jacket: Yes
Use Filler Rod: No
Vacuum seal type: None

Analysis Conditions

Preparation

Fast evacuation: No
Evacuation rate: 5.0 mmHg/s
Unrestricted evacuation from: 5.0 mmHg
Evacuation time: 0.10 h
Leak test: Yes
Leak test duration: 120 s
Use TranSeal: No

Free Space

Free-space type: Measured
Lower dewar for evacuation: Yes
Evacuation time: 0.20 h
Outgas test: No

Po and Temperature

Po and T type: Measure Po in the Po tube for each isotherm point. Enter the Analysis Bath Temperature below.
Temperature: -195.850 °C

Dosing

Use first pressure fixed dose: No
Use maximum volume increment: No
Target tolerance: 5.0% or 5.000 mmHg

Equilibration

Equilibration interval: 5 s
Minimum equilibration delay at P/Po >= 0.995: 600 s

Sample Backfill

Backfill at start of analysis: Yes
Backfill at end of analysis: Yes
Backfill gas: N2

Adsorptive Properties

Adsorptive: Nitrogen
Maximum manifold pressure: 1050.00 mmHg
Non-ideality factor: 0.0000620
Density conversion factor: 0.0015468
Molecular cross-sectional area: 0.162 nm²